

## English Learner BINGO Professional Development -











Fill all boxes and earn 15 CEU Contact Hours -

All **resources** needed are in **left-hand column** of our PADLET:

[https://padlet.com/gwyneth\\_witte/nw8ulsxyquq1](https://padlet.com/gwyneth_witte/nw8ulsxyquq1)

Teachers **post** in any other column to the right of the directions.

Your Name: \_\_\_\_\_ Spring 2019

<p style="text-align: center;"><b>FREE SPACE</b></p> <p>Choose an activity box. Complete it using resources on the padlet. Sign and date box when completed. Scan and email to <a href="mailto:Yutzil.Becker@state.sd.us">Yutzil.Becker@state.sd.us</a> to receive your CEU Certificate. Due no later than May 1, 2019 *To add a post on the padlet, click the “plus” sign at the bottom of a column. You will need to SCROLL down to see directions and other people’s posts. <b>See the <i>example post</i> in the Padlet.</b></p>	<p style="text-align: center;"> <b>BOX 1: ARTICLE</b></p> <p>Choose an article from the list. Read it. Add a post on our <b>Padlet</b>.</p>	<p style="text-align: center;"> <b>BOX 2: WEB RESOURCE</b></p> <p>Choose one of the websites from the list. Spend 30 minutes exploring it, reading information, and thinking about how the resource could support your work. <b>Bookmark it!</b></p>
<p style="text-align: center;"> <b>BOX 3: VIDEO</b></p> <p>Choose a video from the Teaching Channel links. Make sure to read the discussion questions and prompts given in the side panel before watching. Watch the video. Reflect on the questions and prompts provided. Add a <b>Padlet</b> post.</p>	<p style="text-align: center;"> <b>BOX 4: SD EL CHAT PARTICIPATION</b></p> <p>Find a date for the SD EL Chat. <b>Join in</b> on a date that is convenient. See you there!</p>	<p style="text-align: center;"> <b>BOX 5: Choose a WIDA FOCUS BULLETIN.</b></p> <p>Read it. Print it and give the article to someone who you think might like it. Orally explain to your <b>friend</b>: “I just read this article and I wanted to share it with you because...”</p>
<p style="text-align: center;"> <b>BOX 6: SD EL CHAT PARTICIPATION</b></p> <p>Find a date for the SD EL Chat. <b>Join in</b> on a date that is convenient. See you there!</p>	<p style="text-align: center;"> <b>BOX 7: VIDEO</b></p> <p>Choose a video from the Teaching Channel links. Make sure to read the discussion questions and prompts given in the side panel before watching. Watch the video. Add a <b>Padlet</b> post.</p>	<p style="text-align: center;"> <b>BOX 8: ARTICLE</b></p> <p>Choose an article from the list. Read it. Find a <b>friend</b> and tell them the three most important ideas you learned and something that can apply to your instructional setting.</p>
<p style="text-align: center;"> <b>BOX 9: WIDA EWorkshop</b></p> <p>Choose a WIDA Eworkshop from the links on the padlet for this the Bingo Board. Share the <b>link with a friend</b>, explaining, “I just completed this eworkshop from WIDA and I think you would enjoy it too because...”</p>	<p style="text-align: center;"> <b>BOX 10: CHOICE</b></p> <p>Choose any of the activities on this Bingo Board that you haven’t done completed (like read one of the articles you didn’t read or watch one of the videos you didn’t yet watch) that you would like to complete. Add a <b>Padlet</b> post.</p>	<p style="text-align: center;"><b>BOX 11: FINAL BOX</b></p> <p><b>Padlet post:</b> Explain what you have learned: My biggest take-away has been... Something I learned more about is ... Something I think others should know is ... I would like to find out more about ...</p>